

























































	50m: 35.45 200m: 2:48.11 (43.71)	100m: 1:18.70 (43.25)	150m: 2:04.40 (45.70)		
<b>68</b>	 Thompson Bob	16	 North Canterbury Swi... +0.79	<b>2:48.87</b> Entry: 2:42.38 (+6.49)	
	50m: 36.97 200m: 2:48.87 (45.20)	100m: 1:19.70 (42.73)	150m: 2:03.67 (43.97)		
<b>69</b>	 Edwards Harry	14	 Tawa Swimming Club +0.68	<b>2:48.99</b> Entry: 2:49.32 (-0.33)	R2
	50m: 37.13 200m: 2:48.99 (44.34)	100m: 1:20.37 (43.24)	150m: 2:04.65 (44.28)		
<b>70</b>	 Beattie Flynn	15	 Mt Maunganui Swim... +0.71	<b>2:49.41</b> Entry: 2:45.28 (+4.13)	
	50m: 37.29 200m: 2:49.41 (44.42)	100m: 1:20.43 (43.14)	150m: 2:04.99 (44.56)		
<b>71</b>	 Savry Emeric	15	 North Canterbury Swi... +0.51	<b>2:49.87</b> Entry: 2:49.21 (+0.66)	
	50m: 36.83 200m: 2:49.87 (44.56)	100m: 1:20.67 (43.84)	150m: 2:05.31 (44.64)		
<b>72</b>	 Candish Blake	15	 Whanganui Swimmin... +0.68	<b>2:50.23</b> Entry: 2:48.79 (+1.44)	
	50m: 37.52 200m: 2:50.23 (43.61)	100m: 1:21.70 (44.18)	150m: 2:06.62 (44.92)		
<b>72</b>	 Xiong Bryan	14	 Phoenix Aquatics +0.67	<b>2:50.23</b> Entry: 2:45.35 (+4.88)	
	50m: 37.67 200m: 2:50.23 (45.38)	100m: 1:19.59 (41.92)	150m: 2:04.85 (45.26)		
<b>74</b>	 Jung-Ishida Kai	15	 Swim Rotorua +0.72	<b>2:50.31</b> Entry: 2:41.71 (+8.60)	
	50m: 36.86 200m: 2:50.31 (47.06)	100m: 1:18.80 (41.94)	150m: 2:03.25 (44.45)		
<b>75</b>	 Narayan Ari	14	 Hamilton Aquatics +0.63	<b>2:50.58</b> Entry: 2:47.16 (+3.42)	
	50m: 39.03 200m: 2:50.58 (44.37)	100m: 1:22.87 (43.84)	150m: 2:06.21 (43.34)		
<b>76</b>	 O'Connor-Close Ewan	15	 Pirates Swim Team +0.75	<b>2:50.68</b> Entry: 2:49.12 (+1.56)	
	50m: 37.96 200m: 2:50.68 (44.96)	100m: 1:21.75 (43.79)	150m: 2:05.72 (43.97)		
<b>77</b>	 Suh Junu	13	 United Swimming Club +0.67	<b>2:50.80</b> Entry: 2:51.09 (-0.29)	Q
	50m: 36.94 200m: 2:50.80 (46.91)	100m: 1:19.20 (42.26)	150m: 2:03.89 (44.69)		
<b>78</b>	 Ng Martin	13	 United Swimming Club +0.67	<b>2:51.23</b> Entry: 2:53.17 (-1.94)	Q
	50m: 37.88 200m: 2:51.23 (43.90)	100m: 1:20.97 (43.09)	150m: 2:07.33 (46.36)		
<b>79</b>	 Lushkott Tyler	13	 United Swimming Club +0.65	<b>2:52.53</b> Entry: 2:51.77 (+0.76)	R1
	50m: 39.53 200m: 2:52.53 (42.33)	100m: 1:24.03 (44.50)	150m: 2:10.20 (46.17)		
<b>80</b>	 Callow William	13	 Aquagym Swimming ... +0.72	<b>2:52.91</b> Entry: 2:51.47 (+1.44)	R2
	50m: 40.18 200m: 2:52.91 (43.52)	100m: 1:24.30 (44.12)	150m: 2:09.39 (45.09)		
<b>81</b>	 Ives Lewis	13	 Ice Breaker Aquatics +0.68	<b>2:53.04</b> Entry: 2:55.72 (-2.68)	
	50m: 39.54 200m: 2:53.04 (42.13)	100m: 1:25.28 (45.74)	150m: 2:10.91 (45.63)		
<b>82</b>	 Kim Oliver	13	 Waitaha Swim Club +0.70	<b>2:53.18</b> Entry: 2:59.59 (-6.41)	
	50m: 37.21 200m: 2:53.18 (46.99)	100m: 1:20.16 (42.95)	150m: 2:06.19 (46.03)		
<b>83</b>	 Turei Braden	13	 Heretaunga Sundevils +0.69	<b>2:53.71</b> Entry: 2:53.84 (-0.13)	
	50m: 38.73 200m: 2:53.71 (45.04)	100m: 1:23.50 (44.77)	150m: 2:08.67 (45.17)		
<b>84</b>	 Isles Oliver	13	 Kiwi ASC +0.64	<b>2:54.33</b> Entry: 2:55.81 (-1.48)	
	50m: 38.33 200m: 2:54.33 (45.54)	100m: 1:22.42 (44.09)	150m: 2:08.79 (46.37)		

85	 Reiher Patrick	13	 Porirua City Aquatics	+0.62	2:55.12 Entry: 2:55.30 (-0.18)
	50m: 38.28      100m: 1:23.70 (45.42)      150m: 2:10.05 (46.35) 200m: 2:55.12 (45.07)				
86	 Oyston Dhylan	13	 United Swimming Club	+0.75	2:56.53 Entry: 2:57.30 (-0.77)
	50m: 40.10      100m: 1:24.63 (44.53)      150m: 2:11.01 (46.38) 200m: 2:56.53 (45.52)				
87	 Eagar (V) Alex	13	 Australia	+0.67	2:56.73 Entry: 2:56.00 (+0.73)
	50m: 39.10      100m: 1:24.09 (44.99)      150m: 2:10.10 (46.01) 200m: 2:56.73 (46.63)				
88	 Hassan Jacob	13	 Ice Breaker Aquatics	+0.72	2:59.06 Entry: 2:57.20 (+1.86)
	50m: 38.77      100m: 1:23.12 (44.35)      150m: 2:10.83 (47.71) 200m: 2:59.06 (48.23)				
89	 Wang Justin	13	 Porirua City Aquatics	+0.72	2:59.83 Entry: 3:00.75 (-0.92)
	50m: 41.47      100m: 1:27.56 (46.09)      150m: 2:13.88 (46.32) 200m: 2:59.83 (45.95)				
90	 Yu Harold	13	 Triton Swim Club	+0.79	3:01.75 Entry: 2:57.68 (+4.07)
	50m: 41.90      100m: 1:27.46 (45.56)      150m: 2:14.91 (47.45) 200m: 3:01.75 (46.84)				
-	 Xie Jasper	13	 United Swimming Club	+0.65	DSQ
-	 McAlister Sam	16	 North Canterbury Swi...	+4.37	DSQ
-	 Heerikhuisen Jaden	14	 St Peter's Swimming ...	+0.60	DSQ
-	 Kehoe Ethan	16	 Capital Swim Club	+0.80	DSQ
-	 Sugiyama Taka	16	 Kiwi ASC	+0.67	DSQ